

## Zestawienie stolarki okiennej Mewa.

Pozycja 1 – 15 kolor wewn – MAHOŃ, zewn – MAHOŃ, kolor rdzenia - BRĄZOWY

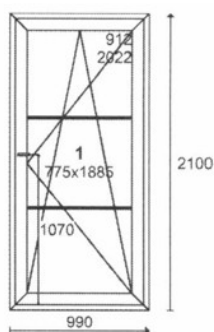
Pozycja 16 – 17 kolor wewn – PINE TREE, zewn – PINE TREE, kolor rdzenia - KARMEL

Parametry okien:

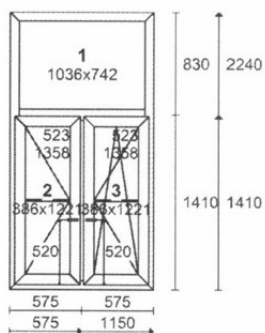
Rw: 36 (-2, -6) Db

Gabaryty:

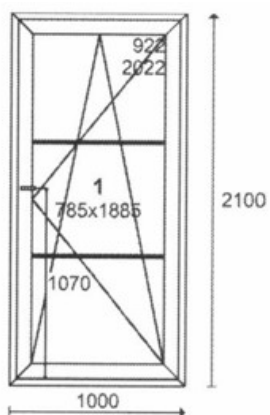
1. 990x2100 – 12 szt. proste P/RU



2. 1150x2240 – 2 szt. proste FIX/R+RU



3. 1000x2100 – 1 szt. proste P/RU



Technical drawing of a window frame assembly. The drawing shows a cross-section of the frame with various dimensions and component labels.

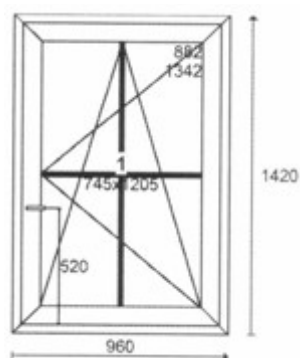
**Dimensions:**

- Overall height: 2240
- Height of the upper section (1): 830
- Height of the lower section (2 and 3): 1410
- Overall width: 1130
- Width of the left pane (2): 565
- Width of the right pane (3): 565

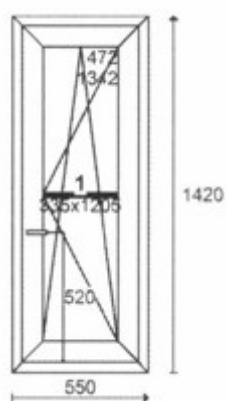
**Component Labels:**

- 1:** 1016x742 (Upper section)
- 2:** 513, 1358, 376x122, 520 (Left pane assembly)
- 3:** 513, 1358, 376x122, 520 (Right pane assembly)

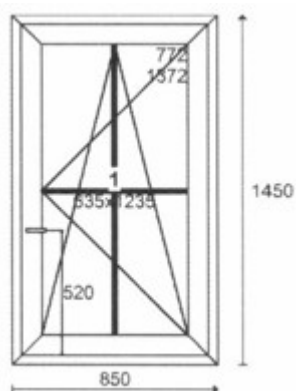
8. 960x1420 – 8 szt. proste P/RU



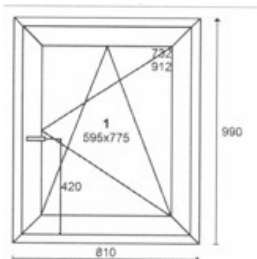
9. 550x1420 – 1 szt. proste P/RU



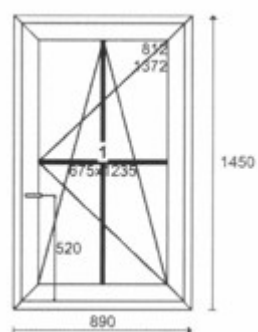
10. 850x1450 – 10 szt. proste P/RU



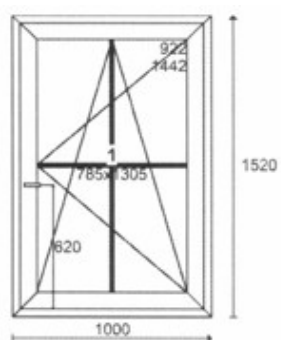
11. 810x990 – 3 szt. proste P/RU



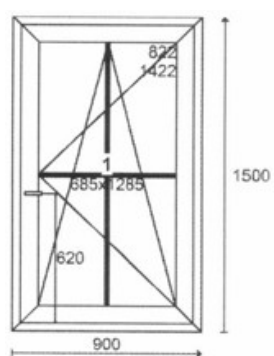
12. 890x1450 – 1 szt. proste P/RU



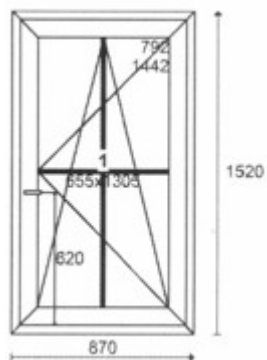
13. 1000x1520 – 1 szt. proste P/RU



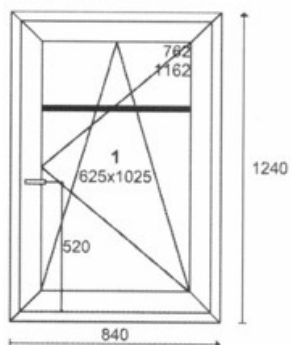
14. 900x1500 – 4 szt. proste P/RU



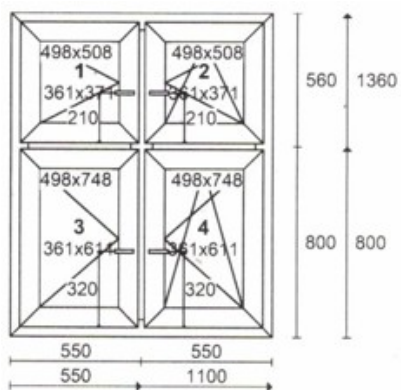
15. 870x1520 – 3 szt. proste P/RU



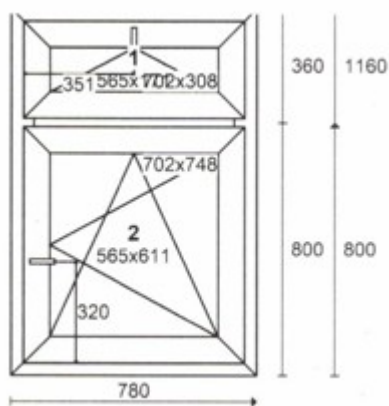
16. 840x1240 – 21 szt. proste L/RU



17. 1100x1360 – 6 szt. proste R+RU/R+RU



17. 780x1160 – 6 szt. proste



Razem okien 90 szt.